



PROJECT LUTÍN - WETZLAR


WHAT IS GOING ON?

- ▶ This project, called Green outlet , is project between ours schools in Lufín and Wetzlar, sponsored by European Union
- ▶ There are 35 students working on this project
- ▶ They are divided to the two teams
- ▶ Teams are build from five groups :
 - CAD – design group
 - CAD - hardware group
 - CNC group
 - Workshop group
 - Documentation group
- There is also one video-documentation group





WHAT IS THE GREEN OUTLET?

- ▶ The main target of this project is to find a way how to use „clean“ energy
 - ▶ In this case the source of the energy is wind
 - ▶ The wind blows to a wind turbine that fuses the generator
 - ▶ And this is the way how to get „clean“ energy
- 


TEAMS – TEAM 1




- Jalůvka Petr
- Válek Josef
- Kuchař Vojtěch
- Tichý Michael
- Vojáčková Marie



- Tim Watz
- Tim Wilhelm
- Norwin Kersting
- Felix Beimer
- Max Kühlwein
- Philipp Mathes
- Philipp Schneider
- Nico Krug
- Marvin Lux
- Katharina Klemenz
- Enis Snacar
- Max Bender



TEAMS – TEAM 2



- Pišťák Jan
- Škoda Matěj
- Baďura Radim
- Slaměník Matěj
- Blažek Matyáš




- Anna Rosenberg
- Marian Müller
- Niklas Preußner
- Leon Schmidt
- Moritz Ott
- Lukas Knetsh
- Julia Ponkratz
- Ilayda Erisik
- Tim Stöckl
- Robin Schnackenwinkel



CAD - HARDWARE GROUPS

TEAM 1 - Jalůvka Petr
- Tim Watz
- Tim Wilhelm
- Max Bender



TEAM 2 - Pišťák Jan
- Anna Rosenberger

CAD – DESING GROUPS

TEAM 2 - Slaměník Matěj
- Julia Ponkratz
- Ilayda Erisik



TEAM 1 - Tichý Michael
- Philipp Schneider
- Nico Krug

CNC GROUPS



TEAM 2 - Škoda Matěj
- Marian Müller
- Niklas Preußner

TEAM 1 - Válek Josef
- Norwin Kersting
- Felix Biemer



WORKSHOP GROUPS

TEAM 1 - Kuchař Vojtěch
- Max Kühlwein
- Philipp Mathes



TEAM 2 - Bad'ura Radim
- Leon Schmidt
- Moritz Ott
- Lukas Knetsch

DOCUMENTATION GROUPS




TEAM 2 - Blažek Matyáš
- Tim Stöckl
- Robin Schnackenwinkel

TEAM 1 - Vojáčková Marie
- Marvin Lux
- Katharina Klemenz
- Enis Sancar




VIDEO-DOCUMENTATION GROUP



- Tkadlec Jiří
- Koudelík Jiří
- Numan Can Akinti
- Sandro Find

TASKS

- 1. Create a design of a project – pillars, base desks and scoop coating
- 2. Create technical documentation
- 3. Create program for CNC machine
- 4. Prepare base for wind turbine
- 5. Finish the project

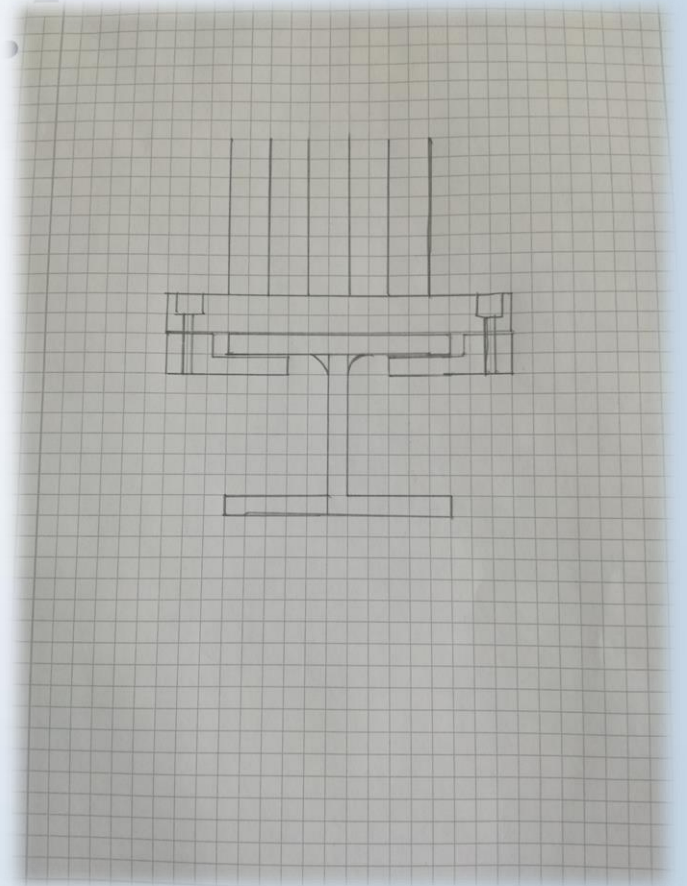

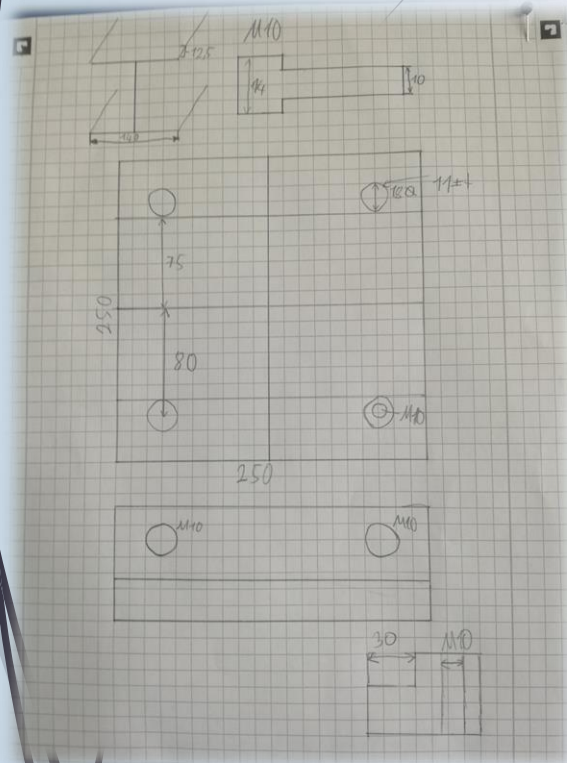


PLANNING

- The first thing what both teams had to do was to create design of their project
- This was a task for a whole team
- Designs were finished the next day and work could begin




PHOTOS

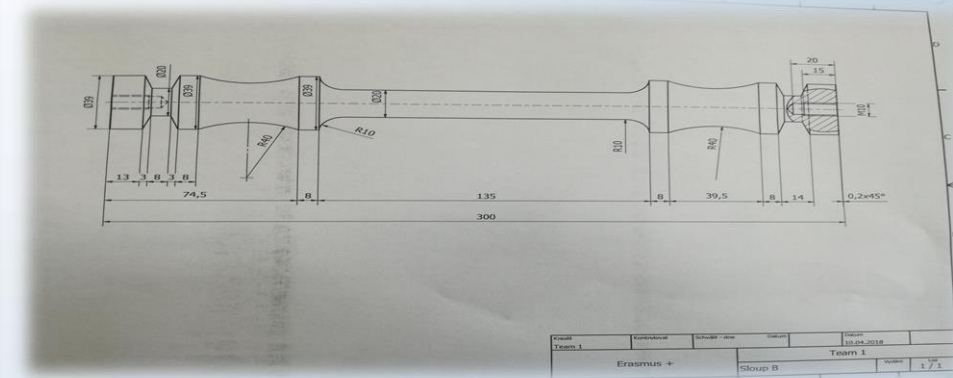
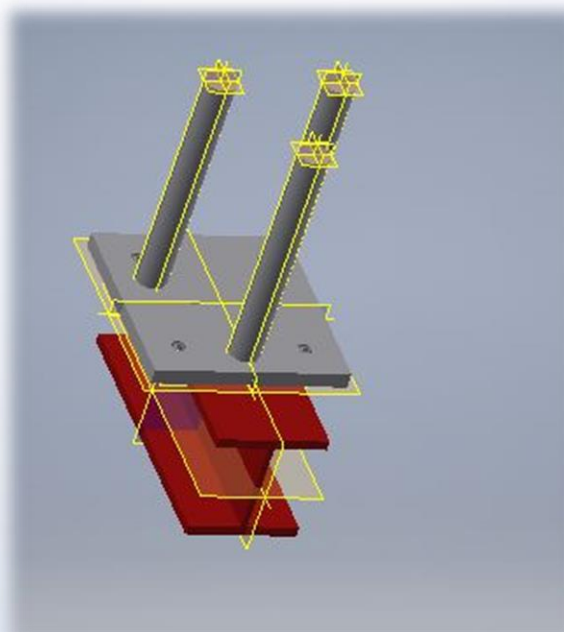
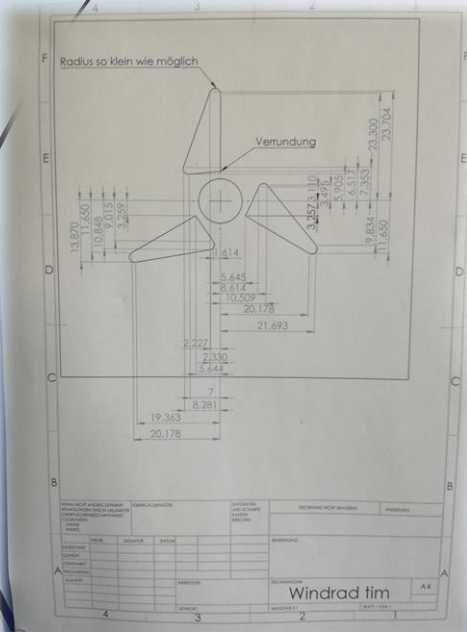
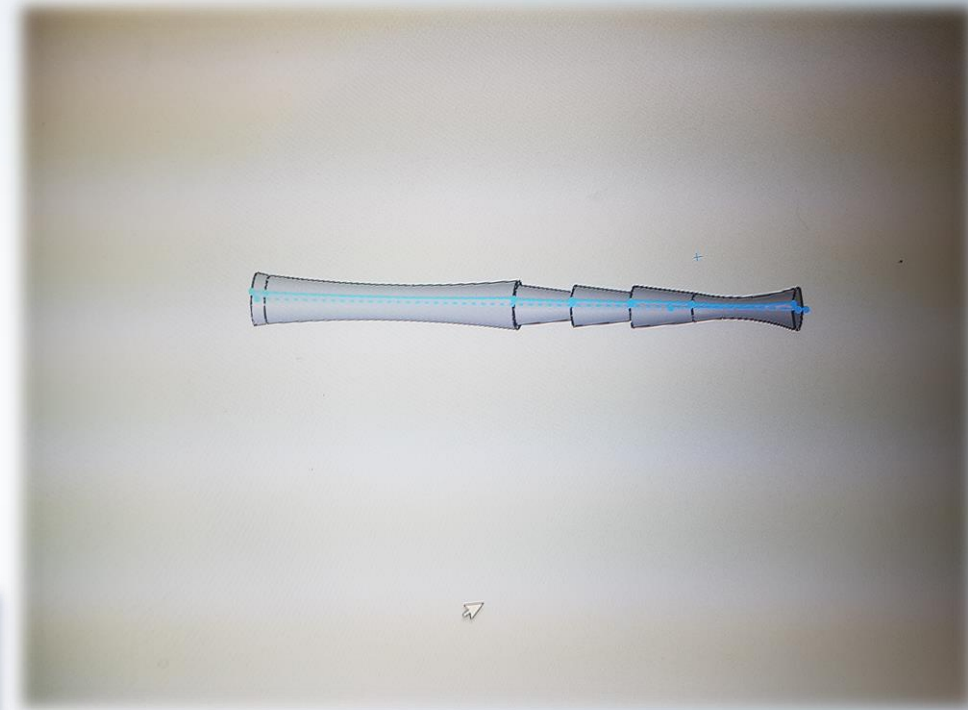
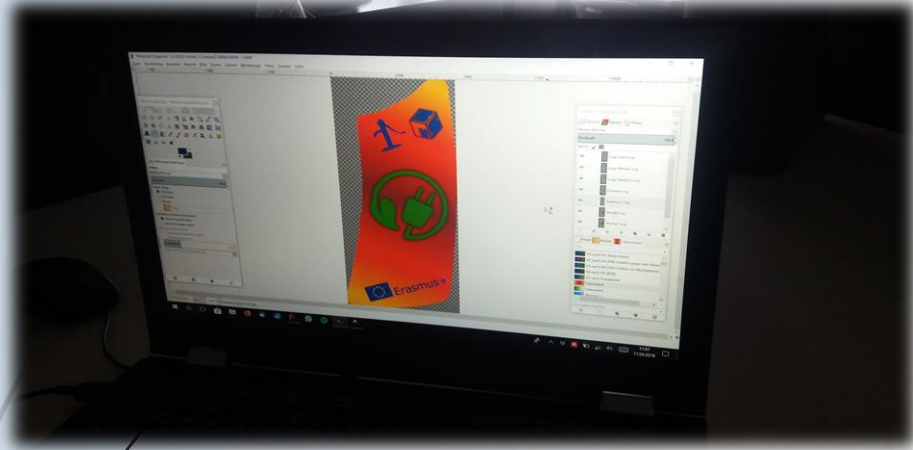


OUR VISIONS ON PAPER

- The next step was to create a technical documentation
- CAD groups took designs of their teams and started working on the technical documentation
- After they finished documentation for their teams, they began working on collective third project





FINISHED MODELS




PROGRAMING

- ▶ With technical documentation in hands, CNC groups began programming
- ▶ They had to create two programs – for the pillar and for the desk with flags
- ▶ After that they started working on program for the collective pillar




CRAFTING



MEANWHILE ON WORKSHOP

- Meanwhile the workshop groups were working on the base for the wind turbine and on the box for electronics
- They also were responsible for completing the whole project



PHOTOS FROM WORKSHOP



OUR MASTERPIECES



DOCUMENTATION

- Throughout the project the documentation groups observe our work and document it
- Meanwhile the video-documentation group worked on the video



THANKS TO EUROPEAN UNION

- ▶ The European Commission support for the production of this publication does not constitute an endorsement of the contents which reflects the views only of the authors, and the Commission cannot be held responsible for any use which may be made of the information contained therein



**Co-funded by the
Erasmus+ Programme
of the European Union**



SPECIAL THANKS TO...

- ▶ Our German and Czech teachers who helped us with the project at any time
- ▶ To Wetzlar school for inviting us
- ▶ To Jan Mühlhaus for connecting all electronics
- ▶ To Markus Stamm for the application and coordination of the entire project



AND THAT IS ALL

▶ THANK YOU FOR YOUR ATTENTION

